

TECH NEWS- MAY 2014

WANT TO TRY GENIUS HOUR?

Genius Hour is inspired by Google's 20% Time. Google allows their employees to spend 20% of their time to explore new ideas on their own. Great products, like Gmail, have come from 20% time. Teachers are now starting to employ this method in their classrooms.



Step 1: Students come up with a PHAT (pretty hard and tough) question. (i.e. not "googleable")

Step 2: They come up with a plan for how to find the answer to that question.

Step 3: They have to prepare a presentation to teach their classmates what they learned.

Duration: 1 hour per week for approximately 6 weeks.

[This page](#) features student products from genius hour. (This teacher calls them Passion Projects). Let's try it!

REMINDER FROM BRADY

Don't download any software if it is not from the Mac store or you are unsure of what it does.



PIXLR PHOTO EDITOR IS FREE AND REQUIRES NO LOGINS OR PASSWORDS!

I learned of this from Richard Byrne's freetech4teachers.com. Students can insert an image into this website and then mark it up. It would be a good activity for labeling things like the parts of an insect or plant. Students can also create their own pictures using this website. YOUR ARTSY KIDS WILL LOVE IT.

On another art note, students can now do [collaborative drawings](#) via their Google Drive account. They just share a doc and Insert>Drawing.

Mahoney's Schedule 2013-14 | Sheet 1 - Table 1


	Monday	Tuesday	Wednesday	Thursday
8:25-8:55	Debra S. 804 C. 15	JBR G, Maddie N, Damon H, T.Z	Vincent K. 38 Nick P. Thea T. Tatum B. JC	Leo L. 2L
8:55-9:25	Eleanor G. 4K	Flanning	Tristan D. ZAJF Lee L. Shea S. 2L	Flanning
9:25-9:55	From LLC Maddie N. 1Z Lauren B. 1T	Maddie N. Jack S. Daniel R. 1Z	Maddie N. Gu J. Max C. Richard D. Gabriela S. 1D	Paul B. 804 G. Corham F. 48 Liam W. 45

MAHONEY AND SABAN SCHEDULES ARE NOW ON STAFF SITE'S WILLARD PAGE

Diane and Sue are now updating their schedules on a Google document. You can head to the staff site's "Willard" page to view their most up-to-date version and they don't have to email you every time it changes.

BOOKS WITH CHARACTERS OF COLOR FOR AGES 5 & UP

This isn't tech-related but thought I'd point [this list](#) out.



HOW ABOUT STUDENTS RE-CREATE LYRICS TO A POPULAR SONG AND WE MAKE A MUSIC VIDEO?

Here are some examples to inspire you:

[We Learn Better This Way](#) (sung to Lorde's "Royals")

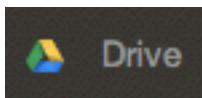
[Snakes are Born this Way](#) (sung to Lady Gaga's "Born This Way")



MANAGE NOISE LEVELS IN YOUR CLASSROOM



Too Noisy app from from the App store: "As the noise level in a classroom increases beyond an acceptable level the noise level meter dynamically indicates the level of noise, and the background graphics within the app change to reflect the noise levels. The basic version is free." Or, use this [bouncy balls website](#) on your laptop. Plan to give the kids a few minutes to make noise and enjoy all the bouncy balls before using it for real.



YOU CAN ACCESS YOUR GOOGLE DRIVE FILES OFFLINE

Our internet wasn't working well during our GPS meeting and at times we couldn't access our google files. [Follow this link](#) to install Google Drive on your computer so you can access them without the internet next tiem. Once you are logged in and the internet is back up the files automatically sync w/ your online versions.

DOCTUPUS SCRIPT- A LIFESAVER FOR TEACHERS WHO USE GOOGLE DRIVE



If your students use Google Drive, keep this in mind for next year. I would love to try getting this set up for you to make your workflow more efficient. From [their website](#): “An octopus for docs! Teacher-built tool for scaffolding, managing, organizing, and assessing student projects in Google Drive. Doctopus gives teachers the ability to mass-copy (from a starter template), share, and manage grading and feedback for student projects in Google Drive.”

SHORT FILMS

This may be something fun for the end of the year: Facets offers a variety of screening programs for all grade levels throughout the year, which they can bring to your school. Choose from one of our pre-existing programs listed below, or speak to them about a customized program to suit the needs of your classroom/school.

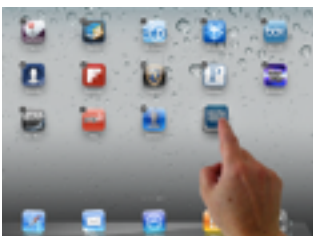


All films are official selections from the Chicago International Children's Film Festival, and all programs include an introduction and post-screening discussion led by one of their trained media educators. Curriculum aligned with Common Core Standards is also provided electronically to teachers prior to the day of screening. Here is the [link](#).



PADLET

[Padlet](#) lets you create a wall where students show their thinking and questions. You click on the wall, a post-it note pops up, and students can start typing. You can also embed images or links. Or you can use Padlet to gather resources for students in one place. You have to create your own account and then all of your Padlets are in one place.



HOW TO CREATE A FOLDER FOR IPAD APPS

Just touch and hold down on any app until screen starts jiggling. Drag that app onto another app and a folder will instantly be created with a suggested title which you can change. Here is a [link](#) if you would like to see a video of this.

HAIKU DECK

Grab student attention with Haiku Deck! A fun, free, and fairly intuitive presentation app recommended by Mike Czerniawski—you can check it out [here](#). Your audience will thank you!



Google Drive for your iPad is being divided into separate apps. You'll need to download Google Docs, Google Sheets, and eventually (when it is released) Google Slides. [Here](#) is their announcement. Stay tuned...